

Montgomery Township School District



Proposed Budget 2021-22

Maintaining Excellence

March 16, 2021

Montgomery Township School District Agenda



- **Factors in Building a Budget**
- **Budget Development Process**
- **Explanation of Funds**
- **Enrollment**
- **Sources of Revenue**
- **Proposed Expenditures**
- **Tax Impact**
- **Questions**

Montgomery Township School District

Factors Included in the Process of Planning a Budget



- Revenue Restrictions
- Student Achievement
- SEL, Mental Health/Learning Loss due to COVID
- Safety and Security/COVID Management
- Student Transportation
- Enrollment
- Class Size
- Special Education
- Staffing, Contracts and Benefits
- Program Offerings
- Technology
- Professional Development
- Curriculum and Instruction
- Supplies and Equipment
- Facilities and Maintenance

Montgomery Township School District Budget Development Process



The budget development process is ever going with the board, administration and community

- **September 2020** - District staff collaboratively determine needs for the 2021-22 budget
- **January/February 2021** – Superintendent and central office administration review budget requests for reasonableness of needs within district resources
- **February 25, 2021** – State aid notices were released to school districts
- **March 5, 2021** – Proposed budget presented to Operations, Facilities and Finance Committee

Montgomery Township School District

Budget Development Process



- **March 16, 2021** – Proposed budget presented to the Board and the Board of Education adopts a tentative budget
- **March 22, 2021** - District submits the budget to the Executive County Superintendent for approval
- **April 20, 2021** - The Executive County Superintendent approval is required prior to advertising
- **April 23, 2021** – Advertised budget and notice of public hearing in the newspaper
- **April 27, 2021** - Public Hearing and Board of Education adoption of the 2021-22 school budget

Montgomery Township School District Explanation of Funds



- **General Fund**
 - **Operating Budget**

- **Special Revenue Fund**
 - **State, Federal and Local Grants**

- **Debt Service Fund**
 - **Principal and Interest Payments on Existing Debt**

Montgomery Township School District Enrollment



Fiscal Year	Enrollment	Change in Enrollment	Percentage Change in Enrollment
2021/2022*	4629	-22	-0.49%
2020/2021	4651	-21	-0.45%
2019/2020	4672	-12	-0.26%
2018/2019	4684	-103	-2.15%
2017/2018	4787	-12	-0.25%
2021/2022 are Estimated Projections			

Montgomery Township School District

Sources of Revenue

General Fund



Where Does the Money Come From?

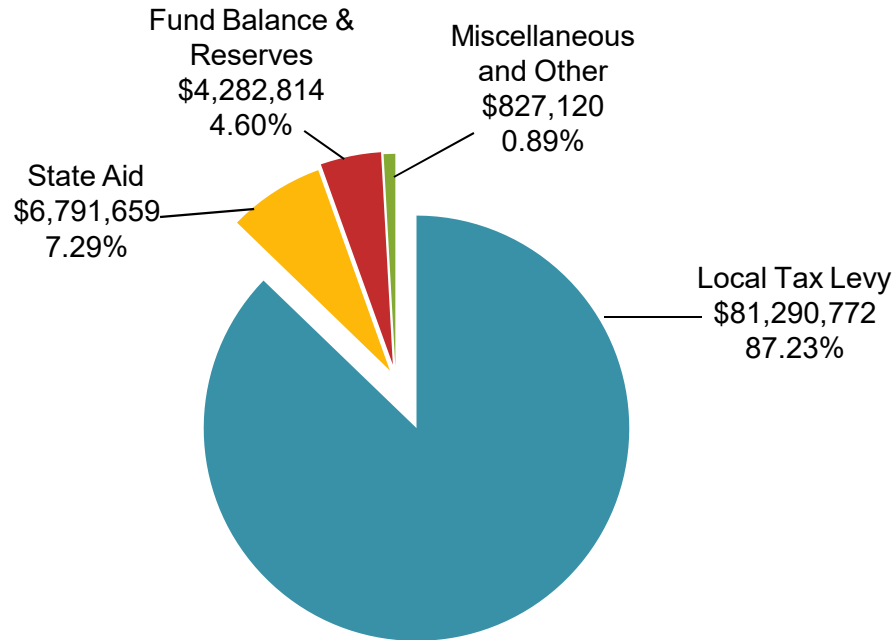


15

Montgomery Township School District

General Fund Revenues

\$93,192,365



Montgomery Township School District



2021-22 Budget Sources of General Fund Revenues

Source	2020-21	2021-22	\$ Inc/(Dec)
Local Taxes	79,696,835	81,290,772	1,593,937
State Aid	6,557,202	6,791,659	234,457
Fund Balance & Reserves	4,293,836	4,282,814	(11,022)
<u>Miscellaneous & Other</u>	<u>979,746</u>	<u>827,120</u>	<u>(152,626)</u>
Total General Fund =====	91,527,619 =====	93,192,365 =====	1,664,746 =====

Montgomery Township School District



2021-22 Budget Sources of Debt Service Fund Revenues

Source	2020-21	2021-22	\$ Inc/(Dec)
Local Taxes	7,097,597	7,206,184	108,587
State Aid	712,773	691,892	(20,881)
Transfer from Capital Reserve	338,895	0	(338,895)
<u>Fund Balance & Reserves</u>	<u>22,530</u>	<u>92,300</u>	<u>69,770</u>
Total General Fund =====	8,171,795 =====	7,990,376 =====	(181,419) =====


Montgomery Township School District

Proposed Expenditures

General Fund



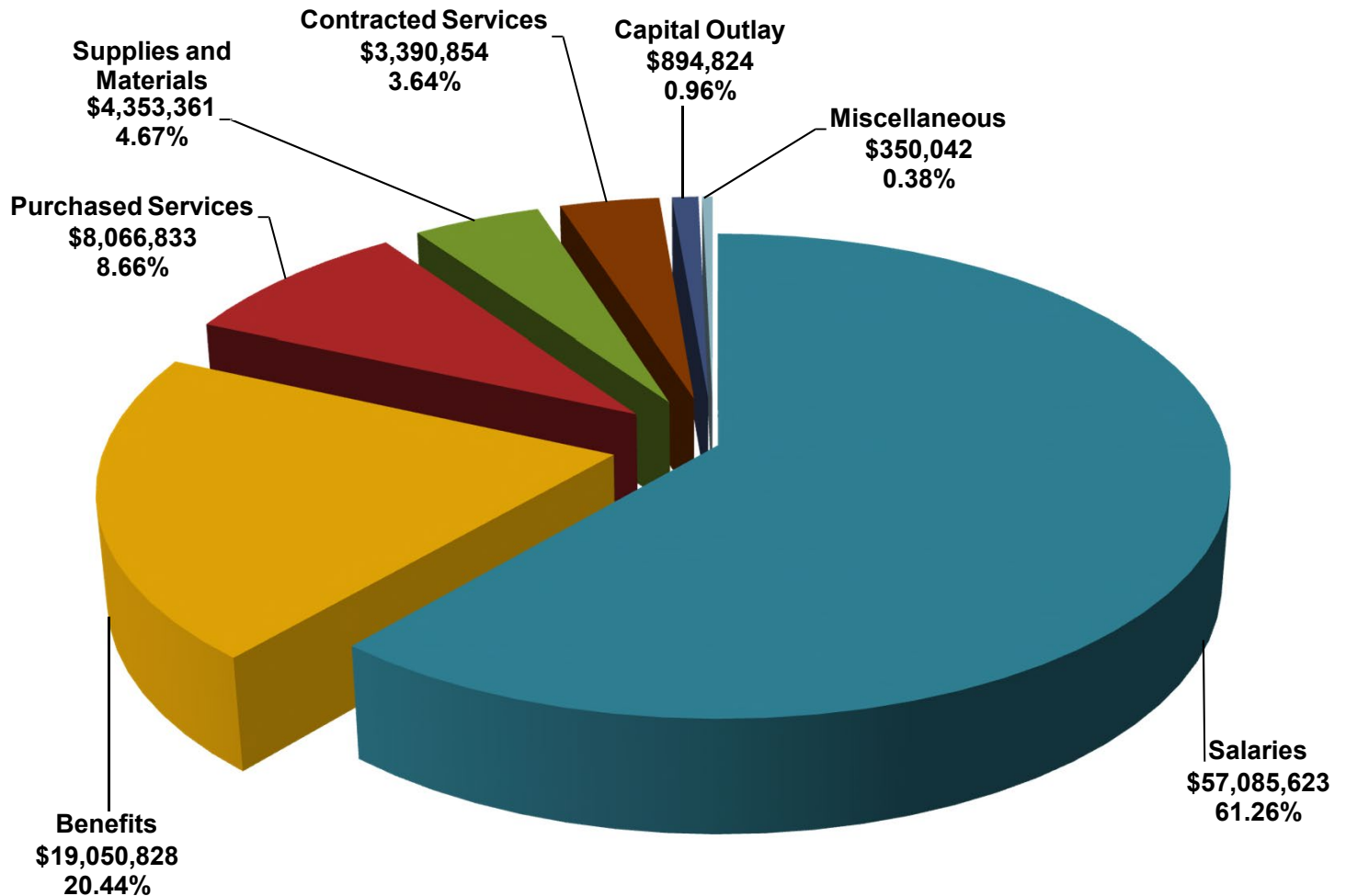
Where Does the Money Go?



Montgomery Township School District

General Fund Proposed Expenditures (Object)

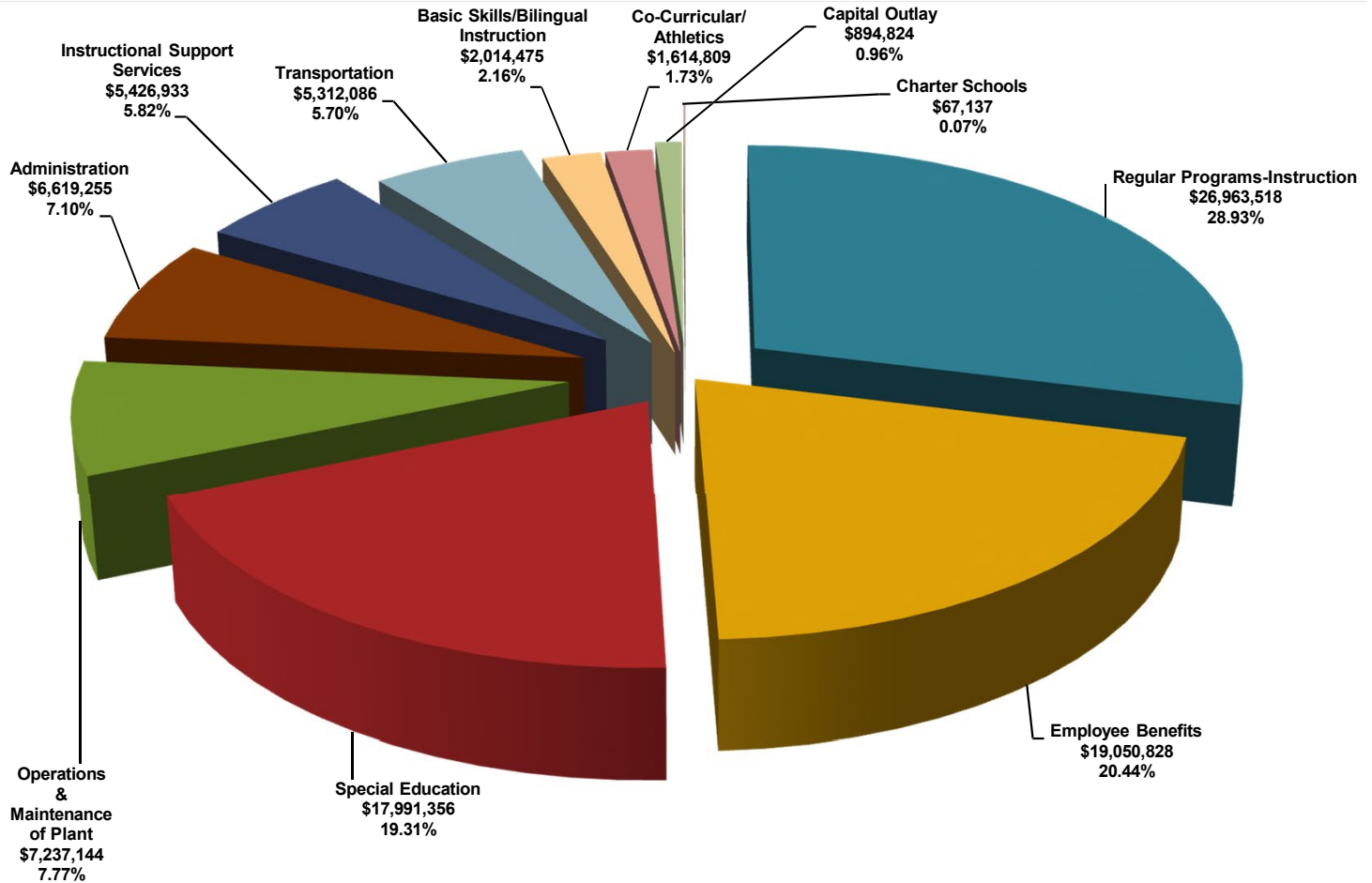
\$93,192,365



Montgomery Township School District

General Fund Proposed Expenditures (Function)

\$93,192,365



Montgomery Township School District

General Fund Function Comparison



	2020-21	2021-22	\$ Inc/(Dec)	% Inc/(Dec)
Regular Programs-Instruction	25,949,878	26,963,518	1,013,640	3.76%
Employee Benefits	18,713,572	19,050,828	337,256	1.77%
Special Education	17,525,039	17,991,356	466,317	2.59%
Operations & Maintenance of Plant	7,740,599	7,237,144	(503,455)	(6.96)%
Administration	6,902,588	6,619,255	(283,333)	(4.28)%
Instructional Support Services	5,261,462	5,426,933	165,471	3.05%
Transportation	5,159,966	5,312,086	152,120	2.86%
Basic Skills/Bilingual Instruction	1,809,397	2,014,475	205,078	10.18%
Co-Curricular/Athletics	1,667,576	1,614,809	(52,767)	(3.27)%
Capital Outlay	703,057	894,824	191,767	21.43%
Charter Schools	<u>94,485</u>	<u>67,137</u>	<u>(27,348)</u>	<u>(40.73)%</u>
Total General Fund	91,527,619	93,192,365	1,664,746	1.82%

Montgomery Township School District



Tax Impact Montgomery Township

Assessed Valuation	\$3,940,564,795 +\$20,386,518 (+.06%)
Estimated Projected School Tax Rate	\$2.195 +.033 per \$100 Assessed Valuation
Average Assessment	\$503,640 +\$170

Montgomery Township School District



Tax Impact Rocky Hill

Assessed Valuation	\$138,724,369 +\$6,558,269 (+4.96%)
Estimated Projected School Tax Rate	\$1.463 +.00 per \$100 Assessed Valuation
Average Assessment	\$470,458 -\$13



Questions

